




































Junction Days 23

Age Group Results 2 Mile

Place	Bib	Name	Nat.	Age	Club	Pace	ChipTime	GunTime
2 Mile								
Female 11-15								
1.	173	Perrien, Marlee		13		8:15	16:31	16:35
2.	142	Horn, Cate		14		8:29	17:00	17:03
3.	158	Heim, Gillian		14		9:08	18:17	18:20
4.	186	Stickland, Louisa		15		19:12	38:25	38:38
Female 16-22								
1.	164	Mathis, Lindsey		18		10:01	20:04	20:08
Female 30-39								
1.	166	Garner, Caycie		30		11:04	22:09	22:17
2.	144	Davis-Goldstein, Martha		30		12:26	24:53	25:00
3.	153	Huntsman, Krista		30		16:06	32:14	32:24
4.	152	Bruning, Jessie		30		16:06	32:14	32:24
5.	151	Engel, Kate		30		19:04	38:09	38:19
6.	160	Honeyman-Speichinger, Mary		30		19:04	38:10	38:20
Female 40-49								
1.	174	Perrien, Sarah		40		8:07	16:15	16:18
2.	159	Grismore-Anderson, Michelle		40		10:53	21:48	21:56
3.	171	Couse, Abby		40		13:01	26:04	26:11
4.	170	Easter, Rebecca		40		14:00	28:02	28:08
5.	163	Mathis, Rachel		40		14:01	28:03	28:07
Female 50-59								
1.	177	Lerette, Dawn		50		9:05	18:12	18:15
2.	183	Schwartz, Misty		50		15:26	30:54	31:05
3.	178	Hurst, Amy		50		15:27	30:55	31:06
Female 60-69								
1.	172	Vihstadt, Mary		60		9:48	19:37	19:45
2.	136	Bangston, Cynthia		60		19:04	38:09	38:19
Female 70 & Above								
1.	155	Weber, Sandra		70		16:53	33:47	33:54
2.	150	Rubey, Julie		70		19:04	38:09	38:19
Male 11-15								
1.	188	Williams, Bryce		15		7:03	14:08	14:11
Male 16-22								
1.	187	Stickland, Bennett		16		7:58	15:58	16:03
Male 40-49								
1.	185	Stickland, Ed		40		19:11	38:24	38:37
Male 50-59								
1.	168	Porter, Clinton		50		9:10	18:21	18:23
2.	141	Bergren, David		50		10:08	20:17	20:21
3.	181	Wipf, Thomas		50		10:49	21:40	21:46
4.	156	Couse, Brian		50		13:01	26:03	26:11

Junction Days 23

Age Group Results 2 Mile

Place	Bib	Name	Nat.	Age	Club	Pace	ChipTime	GunTime
Male 60-69								
1.	180	Hollen, John		60		9:37	19:15	19:18
Male 70 & Above								
1.	143	Davison, Larry		70		9:24	18:50	18:51
2.	169	Crawfod, Pete		70		11:38	23:17	23:23
3.	145	Davis, Fred		70		13:51	27:43	27:49
4.	184	Porter, Reed		70		16:54	33:49	33:54

Number of records: 35